

2018 MUNICIPAL DATA SHEET
(MUST ACCOMPANY 2018 BUDGET)

MUNICIPALITY: Township of Fairfield

COUNTY: Essex

James Gasparini	12-31-18
Mayor's Name	Term Expires

Municipal Officials	
Denise D. Cafone	02-01-07
Municipal Clerk	Date of Orig. Appt.
	C-1428
	Cert. No.
Joseph J. McCluskey	T-8002
Tax Collector	Cert. No.
Joseph J. McCluskey	N-0629
Chief Financial Officer	Cert. No.
Joseph J. Faccione	100
Registered Municipal Accountant	Lic. No.
Dennis Galvin	
Municipal Attorney	

Governing Body Members	
Name	Term Expires
John LaForgia, President	12-31-20
Joseph Cifelli	12-31-19
Michael McGlynn	12-31-19
Thomas Morgan	12-31-20

Official Mailing Address of Municipality
Township of Fairfield
230 Fairfield Road
Fairfield, New Jersey 07004

Please attach this to your 2018 Budget and Mail to:
 Director, Division of Local Government Services
 Department of Community Affairs
 PO Box 803
 Trenton, NJ 08625


Fax #: (973) 882-0365

<u>Division Use Only</u>
Municode: _____
Public Hearing Date: _____

**2018
MUNICIPAL BUDGET**

Municipal Budget of the Township of Fairfield, County of Essex for the Fiscal Year 2018.

It is hereby certified that the Budget and Capital Budget annexed hereto and hereby made a part hereof is a true copy of the Budget and Capital Budget approved by resolution of the Governing Body on the 29th day of May, 2018 and that public advertisement will be made in accordance with the provisions of N.J.S. 40A:4-6 and N.J.A.C. 5:30-4.4(d).


Denise D. Cafone, Municipal Clerk
230 Fairfield Road
Address
Fairfield, New Jersey 07004
Address
(973) 882-2501
Phone Number


Certified by me, this 29th day of May, 2018

It is hereby certified that the approved Budget annexed hereto and hereby made a part is an exact copy of the original on file with the Clerk of the Governing Body, that all additions are correct, all statements contained herein are in proof and the total of anticipated revenues equals the total of appropriations.

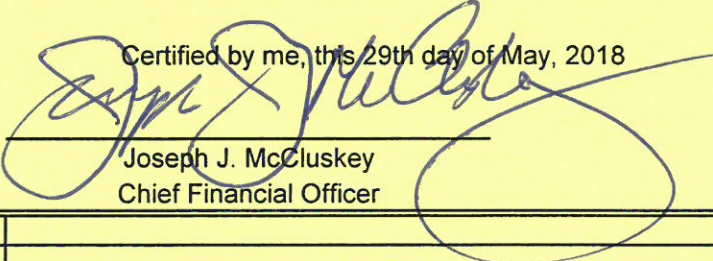
It is hereby certified that the approved Budget annexed hereto and hereby made a part is an exact copy of the original on file with the Clerk of the Governing Body, that all additions are correct, all statements contained herein are in proof, the total of anticipated revenues equals the total of appropriations and the budget is in full compliance with the Local Budget Law, N.J.S. 40A:4-1 et seq.

Certified by me, this 29th day of May, 2018

Certified by me, this 29th day of May, 2018


Joseph J. Facone, Registered Municipal Accountant #100
550 Broad Street, Newark, New Jersey 07102
Address

SAMUEL KLEIN AND COMPANY, CPA's
Firm
(973) 624-6100
Phone Number


Joseph J. McCluskey
Chief Financial Officer

DO NOT USE THESE SPACES

(Do Not advertise this Certification form)

CERTIFICATION OF ADOPTED BUDGET

It is hereby certified that the amount to be raised by taxation for local purposes has been compared with the approved Budget previously certified by me and any changes required as a condition to such approval have been made. The adopted budget is certified with respect to the foregoing only.

STATE OF NEW JERSEY
Department of Community Affairs
Director of the Division of Local Government Services

Dated: _____, 2018 By: _____

CERTIFICATION OF APPROVED BUDGET

It is hereby certified that the Approved Budget made part hereof complies with the requirements of law, and approval is given pursuant to N.J.S. 40A:4-79.

STATE OF NEW JERSEY
Department of Community Affairs
Director of the Division of Local Government Services

Dated: _____, 2018 By: _____

COMMENTS OR CHANGES REQUIRED AS A CONDITION OF CERTIFICATION OF DIRECTOR OF LOCAL GOVERNMENT SERVICES

The changes or comments which follow must be considered in connection with further action on this budget.

_____ Township of Fairfield _____, County of _____ Essex _____

MUNICIPAL BUDGET NOTICE

Section 1.

Municipal Budget of the Township of Fairfield, County of Essex for the Fiscal Year 2018.

Be It Resolved, that the following statements of revenues and appropriations shall constitute the Municipal Budget for the Year 2018;

Be It Further Resolved, that said Budget be published in The Progress Newspaper in the issue of June 7, 2018.

The Governing Body of the Township of Fairfield does hereby approve the following as the Budget for the Year 2018:

RECORDED VOTE
(Insert last name)

Ayes	Laforgia McGlynn Cifelli Morgan Gasparini	Nays	none	Abstained	none	Absent	none
------	---	------	------	-----------	------	--------	------

Notice is hereby given that the Budget and Tax Resolution was approved by the Governing Body of the Township of Fairfield, County of Essex on May 29, 2018.

A Hearing on the Budget and Tax Resolution will be held at the Municipal Building - Council Chambers, on June 25, 2018 at 7:00 o'clock P.M. at which time and place discussions to said Budget and Tax Resolution for the Year 2018 may be presented by taxpayers or other interested persons.

EXPLANATORY STATEMENT

SUMMARY OF CURRENT FUND SECTION OF APPROVED BUDGET

	YEAR 2018
General Appropriations for: (Reference to item and sheet number should be omitted in advertised budget)	XXXXXXXXXXXX
1. Appropriations within "CAPS" -	XXXXXXXXXXXX
(a) Municipal Purposes {(Item H-1, Sheet 19) (N.J.S. 40A:4-45.2)}	15,845,958.42
2. Appropriations excluded from "CAPS"	XXXXXXXXXXXX
(a) Municipal Purposes {(Item H-2, Sheet 28) (N.J.S. 40A:4-45.3 as amended)}	4,896,171.66
(b) Local District School Purposes in Municipal Budget (Item K, Sheet 29)	
Total General Appropriations Excluded from "CAPS" (Item O, Sheet 29)	4,896,171.66
3. Reserve for Uncollected Taxes (Item M, Sheet 29) - Based on Estimated <u>97.00%</u> Percent of Tax Collections	1,720,000.00
4. Total General Appropriations (Item 9, Sheet 29)	22,462,130.08
5. Less: Anticipated Revenues Other Than Current Property Tax (Item 5, Sheet 11) (i.e. Surplus, Miscellaneous Revenues and Receipts from Delinquent Taxes)	8,227,286.54
6. Difference: Amount to be Raised by Taxes for Support of Municipal Budget (as follows)	XXXXXXXXXXXX
(a) Local Tax for Municipal Purposes Including Reserve for Uncollected Taxes (Item 6(a), Sheet 11)	13,283,819.54
(b) Addition to Local District School Tax (Item 6(b), Sheet 11)	
(c) Minimum Library Tax (Item 6(c), Sheet 11)	951,024.00

EXPLANATORY STATEMENT - (Continued)
BUDGET MESSAGE

Chapter 68, Public Laws of 1976, as amended, places limits on certain municipal expenditures. The limit for 2018 is 2.5%. The Mayor and Council have decided to limit the pertinent appropriations to a 3.5% increase for 2018. This limit, generally referred to as a "CAP", is calculated by methods established by law. The following schedule, subject to review and approval by the Division of Local Government Services in the State Department of Community Affairs, shows the computation of the maximum amount of increase allowable in the Budget for 2018 over that of the 2017 Adopted Budget for the Appropriations subject to the "CAP Law":

TOTAL GENERAL APPROPRIATIONS FOR 2017		\$ 20,936,496.00
MODIFICATIONS:		
Total Other Operations	\$ 2,542,581.00	
Total Public and Private Programs	232,075.00	
Total Capital Improvements	35,000.00	
Total Debt Service	1,014,000.00	
Total Deferred Charges	70,580.00	
Reserve for Uncollected Taxes	<u>1,709,000.00</u>	
		<u>5,603,236.00</u>
Amount on Which 3.5% CAP is Applied		15,333,260.00
3.5% CAP		<u>536,664.10</u>
Allowable Operating Appropriations before Additional Exceptions per (N.J.S.A. 40A:4-45.3)		15,869,924.10
New Construction (\$8,655,800 X \$0.517)		44,750.49
2016 Bank		515,052.09
2017 Bank		<u>450,287.97</u>
Allowable Appropriations for 2018		<u><u>\$ 16,880,014.65</u></u>

TOWNSHIP OF FAIRFIELD

EXPLANATORY STATEMENT - (Continued)

The following schedule compares the components of the 2018 levy with those of 2017 for Township purposes including the Library:

	Local Tax Levies			Local Tax Rates		
	2018 <u>Estimated</u>	2017 <u>Actual</u>	Increase <u>(Decrease)</u>	2018 <u>Estimated</u>	2017 <u>Actual</u>	Increase <u>(Decrease)</u>
Total Local Tax for Municipal Purposes including the Library	<u>\$ 14,234,843.54</u>	<u>\$ 14,283,481.87</u>	<u>\$ (48,638.33)</u>	<u>\$ 0.551</u>	<u>\$ 0.555</u>	<u>\$ (0.004)</u>
Assessed Valuations	<u>\$ 2,583,625,333.00</u>	<u>\$ 2,576,151,298.00</u>	<u>\$ 7,474,035.00</u>			

The above comparisons deal only with Municipal Purposes including the Library. County and School tax levies, however are used in establishing the "Reserve for Uncollected Taxes" or the so-called "Cash Basis Overlay" which conform to mandatory provisions governing the preparation of the Local Municipal Budget.

TOWNSHIP OF FAIRFIELD

EXPLANATORY STATEMENT - (Continued)

SUMMARY LEVY CAP CALCULATION

Levy Cap Calculation:

Prior Year Amount to be Raised by Taxation for Municipal Purposes		\$ 13,315,901
Less: Prior Year Deferred Charges: Emergencies		<u>70,580</u>
Net Prior Year Tax Levy for Municipal Purpose Tax for Cap Calculation		13,245,321
Plus: 2% Cap Increase		<u>264,906</u>
Adjusted Tax Levy Prior to Exclusions		13,510,227
Exclusions:		
Allowable Pension Obligations Increase	\$ 126,003	
Allowable LOSAP Increase	500	
Allowable Capital Improvements Increase	<u>141,225</u>	
Add Total Exclusions		267,728
Less Cancelled or Unexpended Exclusions		<u>1,889</u>
Adjusted Tax Levy After Exclusions		13,776,066
Additions:		
New Ratables - Increase in Valuations (New Construction and Additions)	8,655,800	
Prior Year's Local Municipal Purpose Tax Rate (Per \$100)	<u>0.517</u>	
New Ratable Adjustment to Levy		<u>44,750</u>
Maximum Allowable Amount to be Raised by Taxation		<u>\$ 13,820,817</u>
Amount to be Raised by Taxation for Municipal Purposes		<u>\$ 13,283,820</u>

TOWNSHIP OF FAIRFIELD

EXPLANATORY STATEMENT - (Continued)

	<u>2018</u>
<u>Health Benefits Appropriation</u>	
2018 Gross Cost	\$ 2,870,000.00
Less Contribution by Employees	<u>400,000.00</u>
Net Budget Appropriation	<u>\$ 2,470,000.00</u>
 Net Budget Appropriations:	
Within "CAPS"	<u>\$ 2,470,000.00</u>

CURRENT FUND - ANTICIPATED REVENUES

GENERAL REVENUES	FCOA	Anticipated		Realized in
		2018	2017	Cash in 2017
1. Surplus Anticipated	08-101	3,000,000.00	1,822,000.00	1,822,000.00
2. Surplus Anticipated with Prior Written Consent of Director of Local Government Services	08-102			
Total Surplus Anticipated	08-100	3,000,000.00	1,822,000.00	1,822,000.00
3. Miscellaneous Revenues - Section A: Local Revenues	xxxxxxx			xxxxxxxxxxxxxxx
Licenses:	xxxxxxx			xxxxxxxxxxxxxxx
Alcoholic Beverages	08-103	45,800.00	45,800.00	46,081.00
Other	08-104	8,200.00	10,500.00	8,200.00
Fees and Permits	08-105	215,000.00	214,400.00	234,807.51
Fines and Costs:	xxxxxxx			
Municipal Court	08-110	380,000.00	233,500.00	388,196.54
Other	08-109			
Interest and Costs on Taxes	08-112	185,000.00	164,300.00	234,720.25
Interest and Costs on Assessments	08-115			
Parking Meters	08-111			
Interest on Investments and Deposits	08-113	85,000.00	45,000.00	85,143.33
Anticipated Utility Operating Surplus	08-114			
Comcast Franchise Fees (N.J.S.A. 48:5A-30)	08-117	72,182.89	69,231.72	69,231.72
Hazardous Chemical Control Fees	08-118	60,000.00	55,000.00	67,232.04
Recycling Fees	08-119	5,000.00	3,000.00	9,313.74
Hotel Inspection Fees	08-120	42,500.00	42,500.00	42,570.00

CURRENT FUND - ANTICIPATED REVENUES - (Continued)

GENERAL REVENUES	FCOA	Anticipated		Realized in Cash in 2017
		2018	2017	
3. Miscellaneous Revenues - Section C: Dedicated Uniform Construction Code Fees Offset with Appropriations (N.J.S. 40A:4-36 and N.J.A.C. 5:23-4.17)		XXXXXXXXXXXXXXXXXXXX	XXXXXXXXXXXXXXXXXXXX	XXXXXXXXXXXXXXXXXXXX
Uniform Construction Code Fees	08-160	358,000.00	261,000.00	457,856.00
Special Item of General Revenue Anticipated With Prior Written Consent of Director of Local Government Services:	XXXXXXX	XXXXXXXXXXXXXXXXXXXX	XXXXXXXXXXXXXXXXXXXX	XXXXXXXXXXXXXXXXXXXX
Additional Dedicated Uniform Construction Code Fees Offset With Appropriations (N.J.S. 40A:4-45.3h and N.J.A.C. 5:23-4.17)	XXXXXXX	XXXXXXXXXXXXXXXXXXXX	XXXXXXXXXXXXXXXXXXXX	XXXXXXXXXXXXXXXXXXXX
Uniform Construction Code Fees	08-160			
Total Section C: Dedicated Uniform Construction Code Fees Offset With Appropriations	08-002	358,000.00	261,000.00	457,856.00

CURRENT FUND - ANTICIPATED REVENUES - (Continued)

GENERAL REVENUES	FCOA	Anticipated		Realized in Cash in 2017
		2018	2017	
3. Miscellaneous Revenues - Section F: Special Items of General Revenue Anticipated with Prior Written Consent of Director of Local Government Services - Public and Private Revenues Offset with Appropriations:	xxxxxxx	xxxxxxxxxxxxxxxxxxx	xxxxxxxxxxxxxxxxxxx	xxxxxxxxxxxxxxxxxxx
Body Armor Fund	10-706		3,472.77	3,472.77
Municipal Alliance on Alcoholism and Drug Abuse	10-703	55,519.00	55,519.00	55,519.00
New Jersey Department of Transportation:				
Highway Safety Fund "Safe Corridors"	10-710	9,588.40	474.02	474.02
Spielman Road	10-711	240,000.00		
Alcohol Education, Rehabilitation and Enforcement Fund	10-714		2,058.88	2,058.88
Recycling Tonnage	10-715		48,324.93	48,324.93
Drive Sober or Get Pulled Over	10-716		20,228.75	20,228.75
Clean Communities Program	10-718		18,212.32	18,212.32
Essex County Recreation and Open Space Trust Fund	10-730			
FEMA Hazard Mitigation Grant - Generator	10-740			
FEMA Hazard Mitigation Grant - II				
Over the Limit Under Arrest				

CURRENT FUND - ANTICIPATED REVENUES - (Continued)

GENERAL REVENUES	FCOA	Anticipated		Realized in
		2018	2017	Cash in 2017
Summary of Revenues	xxxxxxx	xxxxxxxxxxxxxxxxxxx	xxxxxxxxxxxxxxxxxxx	xxxxxxxxxxxxxxxxxxx
1. Surplus Anticipated (Sheet 4, #1)	08-101	3,000,000.00	1,822,000.00	1,822,000.00
2. Surplus Anticipated with Prior Written Consent of Director of Local Government Services (Sheet 4,	08-102			
3. Miscellaneous Revenues:	xxxxxxx	xxxxxxxxxxxxxxxxxxx	xxxxxxxxxxxxxxxxxxx	xxxxxxxxxxxxxxxxxxx
Total Section A: Local Revenues	08-001	1,829,631.88	1,644,176.79	1,935,923.16
Total Section B: State Aid Without Offsetting Appropriations	09-001	1,185,342.00	1,185,342.00	1,185,342.00
Total Section C: Dedicated Uniform Construction Code Fees Offset with Appropriations	08-002	358,000.00	261,000.00	457,856.00
Total Section D: Special Items of General Revenue Anticipated with Prior Written Consent of Director of Local Government Services - Interlocal Municipal Service Agreements	11-001			
Total Section E: Special Items of General Revenue Anticipated with Prior Written Consent of Director of Local Government Services - Additional Revenues	08-003			
Total Section F: Special Items of General Revenue Anticipated with Prior Written Consent of Director of Local Government Services - Public and Private Revenues	10-001	313,482.66	283,042.67	283,042.67
Total Section G: Special Items of General Revenue Anticipated with Prior Written Consent of Director of Local Government Services - Other Special Items	08-004	920,830.00	1,034,420.34	1,014,425.69
Total Miscellaneous Revenues	13-099	4,607,286.54	4,407,981.80	4,876,589.52
4. Receipts from Delinquent Taxes	15-499	620,000.00	488,000.00	827,693.49
5. Subtotal General Revenues (Items 1, 2, 3 and 4)	13-199	8,227,286.54	6,717,981.80	7,526,283.01
6. Amount to be Raised by Taxes for Support of Municipal Budget:				
a) Local Tax for Municipal Purposes Including Reserve for Uncollected Taxes	07-190	13,283,819.54	13,315,900.87	xxxxxxxxxxxxxxxxxxx
b) Addition to Local District School Tax	07-191			
c) Minimum Library Tax	07-192	951,024.00	967,581.00	xxxxxxxxxxxxxxxxxxx
Total Amount to be Raised by Taxes for Support of Municipal Budget	07-199	14,234,843.54	14,283,481.87	15,509,727.42
7. Total General Revenues	13-299	22,462,130.08	21,001,463.67	23,036,010.43

CURRENT FUND - APPROPRIATIONS

8. GENERAL APPROPRIATIONS (A) Operations - within "CAPS" - (continued)	FCOA	Appropriated				Expended 2017	
		for 2018	for 2017	for 2017 By Emergency Appropriation	Total for 2017 As Modified By All Transfers	Paid or Charged	Reserved
<u>GENERAL GOVERNMENT</u>							
Administrative and Executive:							
Salaries and Wages	20-100-1	128,500.00	126,000.00		126,000.00	124,650.47	1,349.53
Other Expenses	20-100-2	70,000.00	70,000.00		54,000.00	52,192.17	1,807.83
Mayor and Council:							
Salaries and Wages	20-110-1	43,000.00	43,000.00		43,000.00	42,419.64	580.36
Township Clerk:							
Salaries and Wages	20-120-1	162,000.00	159,000.00		159,000.00	150,406.38	8,593.62
Other Expenses	20-120-2	53,000.00	70,000.00		70,000.00	68,030.87	1,969.13
Central Purchasing:							
Other Expenses	20-100-2	36,000.00	31,000.00		62,000.00	44,030.37	17,969.63
Financial Administration:							
Salaries and Wages	20-130-1	133,000.00	133,000.00		123,000.00	115,241.12	7,758.88
Other Expenses:							
Annual Audit	20-135-2	36,000.00	28,500.00		28,500.00	28,500.00	
Postage	20-130-2	30,000.00	30,000.00		30,000.00	30,000.00	
Miscellaneous Other Expenses	20-130-2	57,000.00	57,000.00		22,000.00	11,237.57	10,762.43
Payroll Costs	20-134-2	38,000.00	35,000.00		36,000.00	34,000.12	1,999.88

CURRENT FUND - APPROPRIATIONS

8. GENERAL APPROPRIATIONS (A) Operations - within "CAPS" - (continued)	FCOA	Appropriated				Expended 2017	
		for 2018	for 2017	for 2017 By Emergency Appropriation	Total for 2017 As Modified By All Transfers	Paid or Charged	Reserved
GENERAL GOVERNMENT							
Assessment of Taxes:							
Salaries and Wages	20-150-1	93,000.00	74,000.00		74,000.00	70,216.30	3,783.70
Other Expenses	20-150-2	31,000.00	31,000.00		16,400.00	10,103.55	6,296.45
Collection of Taxes:							
Salaries and Wages	20-145-1	58,000.00	57,000.00		59,500.00	58,225.33	1,274.67
Other Expenses	20-145-2	33,000.00	33,000.00		33,000.00	21,492.13	11,507.87
Legal Services and Costs:							
Other Expenses - Miscellaneous	20-155-2	25,000.00	25,000.00		25,000.00		25,000.00
Other Expenses - Contractual	20-155-2	150,000.00	150,000.00		150,000.00	122,035.25	27,964.75
Municipal Prosecutor:							
Salaries and Wages	25-275-1	30,000.00	28,000.00		28,000.00	22,916.63	5,083.37
Engineering Services and Costs:							
Salaries and Wages	20-165-1	107,000.00	106,000.00		106,000.00	99,103.25	6,896.75
Other Expenses	20-165-2	19,000.00	19,000.00		19,000.00	16,108.32	2,891.68

CURRENT FUND - APPROPRIATIONS

8. GENERAL APPROPRIATIONS (A) Operations - within "CAPS" - (continued)	FCOA	Appropriated					
		for 2018	for 2017	for 2017 By Emergency Appropriation	All Transfers As Modified By All Transfers	Paid or Charged	Reserved
<u>GENERAL GOVERNMENT</u>							
Public Building and Grounds:							
Salaries and Wages	26-310-1	67,000.00	77,500.00		77,500.00	69,890.39	7,609.61
Other Expenses	26-300-2	50,000.00	50,000.00		50,000.00	44,520.98	5,479.02
Municipal Land Use Law (N.J.S. 40:55D-1) - Planning Board:							
Salaries and Wages	21-180-1	9,500.00	9,500.00		9,500.00	7,963.64	1,536.36
Other Expenses	21-180-2	13,000.00	13,000.00		13,000.00	5,281.67	7,718.33
Board of Adjustment:							
Salaries and Wages	21-185-1	9,500.00	9,500.00		9,500.00	7,963.64	1,536.36
Other Expenses	21-185-2	15,000.00	15,000.00		15,000.00	10,142.30	4,857.70
Environmental Commission:							
Salaries and Wages	27-335-1	400.00	400.00		400.00		400.00
Other Expenses	27-335-2	1,000.00	1,000.00		1,000.00	440.80	559.20
Municipal Court:							
Salaries and Wages	20-490-1	181,000.00	166,000.00		171,000.00	170,204.40	795.60
Other Expenses	20-490-2	11,000.00	10,500.00		11,500.00	10,100.02	1,399.98

CURRENT FUND - APPROPRIATIONS

8. GENERAL APPROPRIATIONS	FCOA	Appropriated					
		for 2018	for 2017	for 2017 By Emergency Appropriation	As Modified By All Transfers	Paid or Charged	Reserved
(A) Operations - within "CAPS" - (continued)							
<u>GENERAL GOVERNMENT (continued)</u>							
Insurance (N.J.S.A. 40A:4-45.3(00)):	43-490						
General Liability	23-210-2	566,000.00	556,000.00		556,112.00	527,111.96	29,000.04
Employee Group Health	23-220-2	2,470,000.00	2,350,000.00		2,426,000.00	2,419,605.43	6,394.57
Employee Group Health - Waivers	23-220-2	151,000.00	91,000.00		91,000.00		91,000.00
Stream Cleaning:							
Salaries and Wages	26-320-1	15,000.00	15,000.00				
Other Expenses	26-320-2	15,000.00	15,000.00		15,000.00	5,080.00	9,920.00
		4,906,900.00	4,684,900.00		4,710,912.00	4,399,214.70	311,697.30
<u>PUBLIC SAFETY</u>							
Fire:							
Other Expenses	25-265-2	118,000.00	115,000.00		115,000.00	92,184.37	22,815.63
Police:							
Salaries and Wages	25-240-1	4,816,000.00	4,721,538.00		4,696,538.00	4,517,625.84	178,912.16
Other Expenses	25-240-2	260,000.00	250,000.00		295,000.00	294,444.79	555.21
First Aid Organization - Contribution	25-260-2	15,000.00	6,000.00		10,600.00	10,588.89	11.11
Fire Prevention Bureau:							
Salaries and Wages	25-266-1	215,000.00	205,000.00		205,000.00	190,887.60	14,112.40
Other Expenses	25-266-2	95,000.00	90,000.00		95,000.00	94,240.19	759.81

CURRENT FUND - APPROPRIATIONS

8. GENERAL APPROPRIATIONS (A) Operations - within "CAPS" - (continued)	FCOA	Appropriated				Expended 2017	
		for 2018	for 2017	for 2017 By Emergency Appropriation	Total for 2017 As Modified By All Transfers	Paid or Charged	Reserved
<u>PUBLIC SAFETY (continued)</u>							
Emergency Management Services:							
Salaries and Wages	25-252-1	10,200.00	10,200.00		10,200.00	10,000.08	199.92
Other Expenses	25-252-2	15,000.00	17,000.00		17,000.00	12,681.96	4,318.04
		5,544,200.00	5,414,738.00		5,444,338.00	5,222,653.72	221,684.28
 <u>STREETS AND ROADS</u>							
Road Repairs and Maintenance:							
Salaries and Wages	26-290-1	455,000.00	495,000.00		464,813.00	370,971.69	93,841.31
Other Expenses	26-290-2	100,000.00	60,000.00		60,000.00	31,708.80	28,291.20
Repair and Maintenance of Vehicles:							
Salaries and Wages	26-315-1	210,000.00	205,000.00		205,000.00	194,393.69	10,606.31
Other Expenses	26-315-2	160,000.00	165,000.00		121,000.00	74,772.01	46,227.99
		925,000.00	925,000.00		850,813.00	671,846.19	178,966.81
 <u>HEALTH AND WELFARE</u>							
Board of Health:							
Other Expenses	27-330-2	127,500.00	125,000.00		125,000.00	123,178.63	1,821.37
Garbage and Trash Removal:							
Other Expenses - Contractual	26-305-2	850,000.00	850,000.00		790,000.00	669,468.75	120,531.25

CURRENT FUND - APPROPRIATIONS

8. GENERAL APPROPRIATIONS (A) Operations - within "CAPS" - (continued)	FCOA	Appropriated				Expended 2017	
		for 2018	for 2017	for 2017 By Emergency Appropriation	Total for 2017 As Modified By All Transfers	Paid or Charged	Reserved
<u>HEALTH AND WELFARE</u>							
Human Services:							
Other Expenses	27-345-2	40,000.00	40,000.00		40,000.00	38,140.00	1,860.00
		1,017,500.00	1,015,000.00		955,000.00	830,787.38	124,212.62
<u>RECREATION AND EDUCATION</u>							
Parks and Playgrounds:							
Salaries and Wages	28-370-1	239,000.00	235,000.00		217,000.00	208,436.33	8,563.67
Other Expenses	28-370-2	32,000.00	26,000.00		35,500.00	31,617.74	3,882.26
Camp Wyanokie:							
Other Expenses	28-370-2	2,500.00	2,500.00		2,500.00	2,361.00	139.00
Park Maintenance:							
Salaries and Wages	28-375-1	194,000.00	190,000.00		217,000.00	216,515.92	484.08
Other Expenses	28-375-2	27,000.00	27,000.00		27,000.00	24,658.45	2,341.55
Historic Preservation Commission:							
Other Expenses	20-175-2	500.00	500.00		500.00		500.00
		495,000.00	481,000.00		499,500.00	483,589.44	15,910.56
<u>ANIMAL CONTROL:</u>							
Other Expenses	27-340-2	17,000.00					
		512,000.00					

CURRENT FUND - APPROPRIATIONS

8. GENERAL APPROPRIATIONS	FCOA	Appropriated				Expended 2017	
		for 2018	for 2017	for 2017 By Emergency Appropriation	Total for 2017 As Modified By All Transfers	Paid or Charged	Reserved
(A) Operations - within "CAPS" - (continued)							
UNCLASSIFIED:							
Utilities:							
Electricity	31-430-2	150,000.00	150,000.00		150,000.00	114,442.64	35,557.36
Street Lighting	31-435-2	168,000.00	168,000.00		168,000.00	119,945.60	48,054.40
Telephone	31-440-2	65,000.00	61,000.00		61,000.00	58,794.06	2,205.94
Gas - Heating Fuel	31-446-2	30,000.00	30,000.00		30,000.00	26,337.87	3,662.13
Motor Fuel	31-460-2	185,000.00	189,000.00		189,000.00	114,634.77	74,365.23
Municipal Service Agreements with Homeowner Associations	26-375-2	28,000.00	28,000.00		28,000.00	5,874.95	22,125.05
Salary Adjustment Account - Salaries and Wages	33-000-1	100,000.00	129,000.00		129,000.00		129,000.00
Compensated Absences	30-415-2	100,000.00	100,000.00		100,000.00	100,000.00	
		826,000.00	855,000.00		855,000.00	540,029.89	314,970.11
Total Operations {Item 8(A)} within "CAPS"	34-199	14,166,600.00	13,795,638.00		13,735,563.00	12,525,317.43	1,210,245.57
B. Contingent	35-470			xxxxxxxxxxxxxxxx			
Total Operations Including Contingent - within "CAPS"	34-201	14,166,600.00	13,795,638.00		13,735,563.00	12,525,317.43	1,210,245.57
Detail:							
Salaries & Wages	34-201-1	7,571,100.00	7,474,638.00		7,410,951.00	6,919,381.11	362,569.89
Other Expenses (Including Contingent)	34-201-2	6,595,500.00	6,321,000.00		6,324,612.00	5,605,936.32	847,675.68

CURRENT FUND - APPROPRIATIONS

8. GENERAL APPROPRIATIONS	FCOA	Appropriated				Expended 2017	
		for 2018	for 2017	for 2017 By Emergency Appropriation	Total for 2017 As Modified By All Transfers	Paid or Charged	Reserved
(E) Deferred Charges and Statutory Expenditures - Municipal within "CAPS"	XXXXXXXXXXXX	XXXXXXXXXXXXXXXXXXXX	XXXXXXXXXXXXXXXXXXXX	XXXXXXXXXXXXXXXXXXXX	XXXXXXXXXXXXXXXXXXXX	XXXXXXXXXXXXXXXXXXXX	XXXXXXXXXXXXXXXXXXXX
(1) DEFERRED CHARGES:	XXXXXXXXXXXX	XXXXXXXXXXXXXXXXXXXX	XXXXXXXXXXXXXXXXXXXX	XXXXXXXXXXXXXXXXXXXX	XXXXXXXXXXXXXXXXXXXX	XXXXXXXXXXXXXXXXXXXX	XXXXXXXXXXXXXXXXXXXX
Emergency Authorizations	46-870			XXXXXXXXXXXXXXXXXXXX			XXXXXXXXXXXXXXXXXXXX
Prior Years Bills				XXXXXXXXXXXXXXXXXXXX			XXXXXXXXXXXXXXXXXXXX
				XXXXXXXXXXXXXXXXXXXX			XXXXXXXXXXXXXXXXXXXX
				XXXXXXXXXXXXXXXXXXXX			XXXXXXXXXXXXXXXXXXXX
				XXXXXXXXXXXXXXXXXXXX			XXXXXXXXXXXXXXXXXXXX
				XXXXXXXXXXXXXXXXXXXX			XXXXXXXXXXXXXXXXXXXX
				XXXXXXXXXXXXXXXXXXXX			XXXXXXXXXXXXXXXXXXXX
				XXXXXXXXXXXXXXXXXXXX			XXXXXXXXXXXXXXXXXXXX
				XXXXXXXXXXXXXXXXXXXX			XXXXXXXXXXXXXXXXXXXX
				XXXXXXXXXXXXXXXXXXXX			XXXXXXXXXXXXXXXXXXXX
				XXXXXXXXXXXXXXXXXXXX			XXXXXXXXXXXXXXXXXXXX
				XXXXXXXXXXXXXXXXXXXX			XXXXXXXXXXXXXXXXXXXX
				XXXXXXXXXXXXXXXXXXXX			XXXXXXXXXXXXXXXXXXXX
				XXXXXXXXXXXXXXXXXXXX			XXXXXXXXXXXXXXXXXXXX
				XXXXXXXXXXXXXXXXXXXX			XXXXXXXXXXXXXXXXXXXX
				XXXXXXXXXXXXXXXXXXXX			XXXXXXXXXXXXXXXXXXXX
				XXXXXXXXXXXXXXXXXXXX			XXXXXXXXXXXXXXXXXXXX

CURRENT FUND - APPROPRIATIONS

8. GENERAL APPROPRIATIONS	FCOA	Appropriated				Expended 2017	
		for 2018	for 2017	for 2017 By Emergency Appropriation	Total for 2017 As Modified By All Transfers	Paid or Charged	Reserved
(E) Deferred Charges and Statutory Expenditures - Municipal within "CAPS" (continued)	XXXXXXXXXXXX	XXXXXXXXXXXXXXXXXX	XXXXXXXXXXXXXXXXXX	XXXXXXXXXXXXXXXXXX	XXXXXXXXXXXXXXXXXX	XXXXXXXXXXXXXXXXXX	XXXXXXXXXXXXXXXXXX
(2) STATUTORY EXPENDITURES:	XXXXXXXXXXXX	XXXXXXXXXXXXXXXXXX	XXXXXXXXXXXXXXXXXX	XXXXXXXXXXXXXXXXXX	XXXXXXXXXXXXXXXXXX	XXXXXXXXXXXXXXXXXX	XXXXXXXXXXXXXXXXXX
Contribution to:							
Public Employees' Retirement System	36-471-2	319,168.42	318,606.00		318,606.00	318,606.00	
Social Security System (O.A.S.I.)	36-472	278,000.00	272,000.00		272,300.00	272,209.92	90.08
Consolidated Police and Firemen's Pension Fund	36-474						
Police and Firemen's Retirement System of N.J.	36-475	1,052,722.00	908,548.00		908,548.00	908,548.00	
Public Employees' Retirement System - Early							
Retirement	36-476	21,468.00	21,468.00		21,468.00	21,468.00	
DC Retirement Program	36-477	5,000.00	4,000.00		5,000.00	4,434.15	565.85
Unemployment Contribution	36-478	3,000.00	13,000.00		13,000.00		13,000.00
Total Deferred Charges and Statutory Expenditures - Municipal within "CAPS"	34-209	1,679,358.42	1,537,622.00		1,538,922.00	1,525,266.07	13,655.93
(G) Cash Deficit of Preceding Year	46-885						
(H-1) Total General Appropriations for Municipal Purposes within "CAPS"	34-299	15,845,958.42	15,333,260.00		15,274,485.00	14,050,583.50	1,223,901.50

CURRENT FUND - APPROPRIATIONS

8. GENERAL APPROPRIATIONS (A) Operations - Excluded from "CAPS"	FCOA	Appropriated				Expended 2017	
		for 2018	for 2017	for 2017 By Emergency Appropriation	Total for 2017 As Modified By All Transfers	Paid or Charged	Reserved
		XXXXXXXXXXXXXXXXXX	XXXXXXXXXXXXXXXXXX	XXXXXXXXXXXXXXXXXX	XXXXXXXXXXXXXXXXXX	XXXXXXXXXXXXXXXXXX	XXXXXXXXXXXXXXXXXX
Maintenance of Free Public Library:							
Other Expenses	29-390-2	951,024.00	967,581.00		967,581.00	967,581.00	
LOSAP:							
Fire Department	30-416	50,000.00	50,000.00		50,000.00		50,000.00
First Aid Squad	30-416	27,000.00	25,000.00		25,000.00		25,000.00
Employee Group Health Insurance	23-221-2						
Tax Appeals	38-485	1,500,000.00	1,500,000.00		1,500,000.00	20,725.80	1,479,274.20

CURRENT FUND - APPROPRIATIONS

8. GENERAL APPROPRIATIONS (A) Operations - Excluded from "CAPS" - (Cont.)	FCOA	Appropriated				Expended 2017	
		for 2018	for 2017	for 2017 By Emergency Appropriation	Total for 2017 As Modified By All Transfers	Paid or Charged	Reserved
Public and Private Programs Offset by Revenues	XXXXXXXXXXXX	XXXXXXXXXXXXXXXXXXXX	XXXXXXXXXXXXXXXXXXXX	XXXXXXXXXXXXXXXXXXXX	XXXXXXXXXXXXXXXXXXXX	XXXXXXXXXXXXXXXXXXXX	XXXXXXXXXXXXXXXXXXXX
Clean Communities Program	41-770-2		18,212.32		18,212.32	18,212.32	
Municipal Alliance on Alcoholism and Drug Abuse:							
Grant	41-703-2	55,519.00	55,519.00		55,519.00	55,519.00	
Match	41-703-2	14,000.00	14,000.00		14,000.00	14,000.00	
Alcohol Education, Rehabilitation and Enforcement Fund	41-707-2		2,058.88		2,058.88	2,058.88	
Recycling Tonnage Grant	41-701-2		48,324.93		48,324.93	48,324.93	
Body Armor Replacement Fund	41-706-2		3,472.77		3,472.77	3,472.77	
New Jersey Division of Highway Traffic Safety:							
Comprehensive Traffic Safety Grant	41-708-2	9,588.40	474.02		474.02	474.02	
Drive Sober or Get Pulled Over	40-745-2		20,228.75		20,228.75	20,228.75	
Essex County Recreation and Open Space Trust Fund	41-790-2						
FEMA Hazard Mitigation Grant:							
Grant	41-781-2						
Local	41-781-2						

CURRENT FUND - APPROPRIATIONS

8. GENERAL APPROPRIATIONS (A) Operations - Excluded from "CAPS" - (Cont.)	FCOA	Appropriated				Expended 2017	
		for 2018	for 2017	for 2017 By Emergency Appropriation	Total for 2017 As Modified By All Transfers	Paid or Charged	Reserved
Public and Private Programs Offset by Revenues (continued)	XXXXXXXXXXXX	XXXXXXXXXXXXXXXXXXXX	XXXXXXXXXXXXXXXXXXXX	XXXXXXXXXXXXXXXXXXXX	XXXXXXXXXXXXXXXXXXXX	XXXXXXXXXXXXXXXXXXXX	XXXXXXXXXXXXXXXXXXXX
Police Donations - National Night Out - Unappropriated	41-753-2		5,652.00		5,652.00	5,652.00	
Police Donations	41-754-2	8,150.26					
New Jersey Dept. of Environmental Protection-De-Snagging	41-791-2						
FEMA Hazard Mitigation Grant II:							
Grant							
Local Match							
Comcast Technology Grant - Recreation Center							
Over the Limit Under Arrest							
Police Donations - Skyline Auto Exchange			122,500.00		122,500.00	122,500.00	
Police Donations - National Night Out-Unapprop		225.00	6,600.00		6,600.00	6,600.00	
Total Public and Private Programs Offset by Revenues	40-999	87,482.66	297,042.67		297,042.67	297,042.67	
Total Operations - Excluded from "CAPS"	34-305	2,615,506.66	2,839,623.67		2,839,623.67	1,285,349.47	1,554,274.20
Detail:							
Salaries & Wages	34-305-1						
Other Expenses	34-305-2	2,615,506.66	2,839,623.67		2,839,623.67	1,285,349.47	1,554,274.20

CURRENT FUND - APPROPRIATIONS

8. GENERAL APPROPRIATIONS (C) Capital Improvements - Excluded from "CAPS"	FCOA	Appropriated				Expended 2017	
		for 2018	for 2017	for 2017 By Emergency Appropriation	Total for 2017 As Modified By All Transfers	Paid or Charged	Reserved
Down Payments on Improvements	44-902						
Capital Improvement Fund	44-901	200,000.00	35,000.00	xxxxxxxxxxxxxxxx	58,775.00	58,775.00	
Recreation Facility Improvements		1,000,000.00					

CURRENT FUND - APPROPRIATIONS

8. GENERAL APPROPRIATIONS (C) Capital Improvements - Excluded from "CAPS"	FCOA	Appropriated				Expended 2017	
		for 2018	for 2017	for 2017 By Emergency Appropriation	Total for 2017 As Modified By All Transfers	Paid or Charged	Reserved
Public and Private Programs Offset by Revenues:	XXXXXXXXXXXX	XXXXXXXXXXXXXXXXXXXX	XXXXXXXXXXXXXXXXXXXX	XXXXXXXXXXXXXXXXXXXX	XXXXXXXXXXXXXXXXXXXX	XXXXXXXXXXXXXXXXXXXX	XXXXXXXXXXXXXXXXXXXX
New Jersey Transportation Trust Fund Authority Act	44-915						
Spielman Road		240,000.00					
Total Capital Improvements Excluded from "CAPS"	44-999	1,440,000.00	35,000.00		58,775.00	58,775.00	

CURRENT FUND - APPROPRIATIONS

8. GENERAL APPROPRIATIONS (D) Municipal Debt Service - Excluded from "CAPS"	FCOA	Appropriated				Expended 2017	
		for 2018	for 2017	for 2017 By Emergency Appropriation	Total for 2017 As Modified By	Paid or Charged	Reserved
Payment of Bond Principal	45-920	385,000.00	385,000.00		385,000.00	385,000.00	xxxxxxxxxxxxxxxx
Payment of Bond Anticipation Notes and Capital Notes	45-925	180,000.00	297,000.00		332,000.00	332,000.00	xxxxxxxxxxxxxxxx
Interest on Bonds	45-930	131,415.00	140,000.00		140,000.00	139,115.00	xxxxxxxxxxxxxxxx
Interest on Notes	45-935	144,250.00	192,000.00		192,000.00	190,996.35	xxxxxxxxxxxxxxxx
Green Trust Loan Program:	xxxxxxxxxxx	xxxxxxxxxxxxxxxx	xxxxxxxxxxxxxxxx	xxxxxxxxxxxxxxxx	xxxxxxxxxxxxxxxx	xxxxxxxxxxxxxxxx	xxxxxxxxxxxxxxxx
Loan Repayments for Principal and Interest	45-940						xxxxxxxxxxxxxxxx
							xxxxxxxxxxxxxxxx
							xxxxxxxxxxxxxxxx
							xxxxxxxxxxxxxxxx
							xxxxxxxxxxxxxxxx
							xxxxxxxxxxxxxxxx
							xxxxxxxxxxxxxxxx
Capital Lease Obligations	45-941						xxxxxxxxxxxxxxxx
							xxxxxxxxxxxxxxxx
							xxxxxxxxxxxxxxxx
							xxxxxxxxxxxxxxxx
							xxxxxxxxxxxxxxxx
							xxxxxxxxxxxxxxxx
							xxxxxxxxxxxxxxxx
Total Municipal Debt Service - Excluded from "CAPS"	45-999	840,665.00	1,014,000.00		1,049,000.00	1,047,111.35	xxxxxxxxxxxxxxxx

CURRENT FUND - APPROPRIATIONS

8. GENERAL APPROPRIATIONS (E) Deferred Charges - Municipal - Excluded from "CAPS"	FCOA	Appropriated				Expended 2017	
		for 2018	for 2017	for 2017 By Emergency Appropriation	Total for 2017 As Modified By All Transfers	Paid or Charged	Reserved
(1) DEFERRED CHARGES:	xxxxxxxxxxxx	xxxxxxxxxxxxxxxx	xxxxxxxxxxxxxxxx	xxxxxxxxxxxxxxxx	xxxxxxxxxxxxxxxx	xxxxxxxxxxxxxxxx	xxxxxxxxxxxxxxxx
Emergency Authorizations	46-870			xxxxxxxxxxxxxxxx			xxxxxxxxxxxxxxxx
Special Emergency Authorizations- 5 Years (N.J.S. 40A:4-55)	46-875		70,580.00	xxxxxxxxxxxxxxxx	70,580.00	70,580.00	xxxxxxxxxxxxxxxx
Special Emergency Authorizations - 3 Years (N.J.S. 40A:4-55.1 & 40A:4-55.13)	46-871			xxxxxxxxxxxxxxxx			xxxxxxxxxxxxxxxx
				xxxxxxxxxxxxxxxx			xxxxxxxxxxxxxxxx
				xxxxxxxxxxxxxxxx			xxxxxxxxxxxxxxxx
				xxxxxxxxxxxxxxxx			xxxxxxxxxxxxxxxx
				xxxxxxxxxxxxxxxx			xxxxxxxxxxxxxxxx
				xxxxxxxxxxxxxxxx			xxxxxxxxxxxxxxxx
				xxxxxxxxxxxxxxxx			xxxxxxxxxxxxxxxx
				xxxxxxxxxxxxxxxx			xxxxxxxxxxxxxxxx
Total Deferred Charges - Municipal - Excluded from "CAPS"	46-999		70,580.00	xxxxxxxxxxxxxxxx	70,580.00	70,580.00	xxxxxxxxxxxxxxxx
(F) Judgments (N.J.S.A. 40A:4-45.3cc)	37-480						
(N) Transferred to Board of Education for Use of Local Schools (N.J.S.A. 40:48-17.1 & 17.3)	29-405			xxxxxxxxxxxxxxxx			xxxxxxxxxxxxxxxx
				xxxxxxxxxxxxxxxx			xxxxxxxxxxxxxxxx
(G) With Prior Consent of Local Finance Board: Cash Deficit of Preceding Year	46-885			xxxxxxxxxxxxxxxx			xxxxxxxxxxxxxxxx
				xxxxxxxxxxxxxxxx			xxxxxxxxxxxxxxxx
(H-2) Total General Appropriations for Municipal Purposes Excluded from "CAPS"	34-309	4,896,171.66	3,959,203.67		4,017,978.67	2,461,815.82	1,554,274.20

CURRENT FUND - APPROPRIATIONS

8. GENERAL APPROPRIATIONS	FCOA	Appropriated				Expended 2017	
		for 2018	for 2017	for 2017 By Emergency Appropriation	Total for 2017 As Modified By All Transfers	Paid or Charged	Reserved
For Local District School Purposes - Excluded from "CAPS"	XXXXXXXXXXXX	XXXXXXXXXXXXXXXXXXXX	XXXXXXXXXXXXXXXXXXXX	XXXXXXXXXXXXXXXXXXXX	XXXXXXXXXXXXXXXXXXXX	XXXXXXXXXXXXXXXXXXXX	XXXXXXXXXXXXXXXXXXXX
(1) Type 1 District School Debt Service	XXXXXXXXXXXX	XXXXXXXXXXXXXXXXXXXX	XXXXXXXXXXXXXXXXXXXX	XXXXXXXXXXXXXXXXXXXX	XXXXXXXXXXXXXXXXXXXX	XXXXXXXXXXXXXXXXXXXX	XXXXXXXXXXXXXXXXXXXX
Payment of Bond Principal	48-920						XXXXXXXXXXXXXXXXXXXX
Payment of Bond Anticipation Notes	48-925						XXXXXXXXXXXXXXXXXXXX
Interest on Bonds	48-930						XXXXXXXXXXXXXXXXXXXX
Interest on Notes	48-935						XXXXXXXXXXXXXXXXXXXX
							XXXXXXXXXXXXXXXXXXXX
Total of Type 1 District School Debt Service - Excluded from "CAPS"	48-999						XXXXXXXXXXXXXXXXXXXX
(J) Deferred Charges and Statutory Expenditures - Local School - Excluded from "CAPS"	XXXXXXXXXXXX	XXXXXXXXXXXXXXXXXXXX	XXXXXXXXXXXXXXXXXXXX	XXXXXXXXXXXXXXXXXXXX	XXXXXXXXXXXXXXXXXXXX	XXXXXXXXXXXXXXXXXXXX	XXXXXXXXXXXXXXXXXXXX
Emergency Authorizations - Schools	29-406			XXXXXXXXXXXXXXXXXXXX			XXXXXXXXXXXXXXXXXXXX
Capital Project for Land, Building or Equipment N.J.S. 18A:22-20	29-407						XXXXXXXXXXXXXXXXXXXX
Total of Deferred Charges and Statutory Expend- itures-Local School-Excluded from "CAPS"	29-409						XXXXXXXXXXXXXXXXXXXX
(K) Total Municipal Appropriations for Local District School Purposes {Items (1) and (J)}-Excluded from "CAPS"	29-410						XXXXXXXXXXXXXXXXXXXX
(O) Total General Appropriations - Excluded from "CAPS"	34-399	4,896,171.66	3,959,203.67		4,017,978.67	2,461,815.82	1,554,274.20
(L) Subtotal General Appropriations {Items (H-1) and (O)}	34-400	20,742,130.08	19,292,463.67		19,292,463.67	16,512,399.32	2,778,175.70
(M) Reserve for Uncollected Taxes	50-899	1,720,000.00	1,709,000.00	XXXXXXXXXXXXXXXXXXXX	1,709,000.00	1,709,000.00	XXXXXXXXXXXXXXXXXXXX
9. Total General Appropriations	34-499	22,462,130.08	21,001,463.67		21,001,463.67	18,221,399.32	2,778,175.70

CURRENT FUND - APPROPRIATIONS

8. GENERAL APPROPRIATIONS Summary of Appropriations	FCOA	Appropriated				Expended 2017	
		for 2018	for 2017	for 2017 By Emergency Appropriation	Total for 2017 As Modified By All Transfers	Paid or Charged	Reserved
(H-1) Total General Appropriations for Municipal Purposes within "CAPS"	34-299	15,845,958.42	15,333,260.00		15,274,485.00	14,050,583.50	1,223,901.50
	xxxxxxxxxxxxxx						
(A) Operations - Excluded from "CAPS"	xxxxxxxxxxxxxx	xxxxxxxxxxxxxxxxxxxx	xxxxxxxxxxxxxxxxxxxx	xxxxxxxxxxxxxxxxxxxx	xxxxxxxxxxxxxxxxxxxx	xxxxxxxxxxxxxxxxxxxx	xxxxxxxxxxxxxxxxxxxx
Other Operations	34-300	2,528,024.00	2,542,581.00		2,542,581.00	988,306.80	1,554,274.20
Uniform Construction Code	22-999						
Interlocal Municipal Services Agreements	42-999						
Additional Appropriations Offset by Rev.	34-303						
Public & Private Programs Offset by Rev.	40-999	87,482.66	297,042.67		297,042.67	297,042.67	
Total Operations-Excluded from "CAPS"	34-305	2,615,506.66	2,839,623.67		2,839,623.67	1,285,349.47	1,554,274.20
(C) Capital Improvements	44-999	1,440,000.00	35,000.00		58,775.00	58,775.00	
(D) Municipal Debt Service	45-999	840,665.00	1,014,000.00		1,049,000.00	1,047,111.35	xxxxxxxxxxxxxx
(E) Deferred Charges - Excluded from "CAPS"	46-999		70,580.00	xxxxxxxxxxxxxx	70,580.00	70,580.00	xxxxxxxxxxxxxx
(F) Judgments	37-480						
(G) Cash Deficits - With Prior Consent of LFB	46-885			xxxxxxxxxxxxxx			xxxxxxxxxxxxxx
(K) Local District School Purposes	29-410						xxxxxxxxxxxxxx
(N) Transferred to Board of Education	29-405			xxxxxxxxxxxxxx			xxxxxxxxxxxxxx
(M) Reserve for Uncollected Taxes	50-899	1,720,000.00	1,709,000.00	xxxxxxxxxxxxxx	1,709,000.00	1,709,000.00	xxxxxxxxxxxxxx
Total General Appropriations	34-499	22,462,130.08	21,001,463.67		21,001,463.67	18,221,399.32	2,778,175.70

DEDICATED WATER UTILITY BUDGET

10. DEDICATED REVENUES FROM WATER UTILITY	FCOA	Anticipated		Realized in Cash in 2017
		2018	2017	
Operating Surplus Anticipated	08-501	434,100.00	372,458.00	372,458.00
Operating Surplus Anticipated with Prior Written Consent of Director of Local Government Services	08-502			
Total Operating Surplus Anticipated	08-500	434,100.00	372,458.00	372,458.00
Rents	08-503	2,180,000.00	2,220,000.00	2,183,600.51
Fire Hydrant Service	08-504			
Miscellaneous	08-505	45,000.00	45,000.00	67,767.43
Special Items of General Revenue Anticipated with Prior Written Consent of Director of Local Government Services	XX			
Additional Rents	08-503			
Interfund from Water Capital Fund	08-506			
Deficit (General Budget)				
Total Water Utility Revenues	08-599	2,659,100.00	2,637,458.00	2,623,825.94

*Note: Use pages 31, 32 and 33
for Water Utility only.

All other Utilities use sheets 34,
35 and 36.

DEDICATED WATER UTILITY BUDGET - (continued)

*Note: Use Sheet 32 for Water Utility only.

10. APPROPRIATIONS FOR WATER UTILITY	FCOA	Appropriated				Expended 2017	
		for 2018	for 2017	for 2017 By Emergency Appropriation	Total for 2017 As Modified By All Transfers	Paid or Charged	Reserved
Operating:	XXXXXXXXXX	XXXXXXXXXXXXXX	XXXXXXXXXXXXXX	XXXXXXXXXXXXXX	XXXXXXXXXXXXXX	XXXXXXXXXXXXXX	XXXXXXXXXXXXXX
Salaries & Wages	55-501	375,000.00	365,000.00		365,000.00	316,802.85	48,197.15
Other Expenses	55-502	2,000,000.00	2,000,000.00		2,000,000.00	1,267,405.64	732,594.36
Financial Administration:							
Other Expenses	55-503	7,600.00	5,600.00		5,600.00	5,600.00	
Capital Improvements:	XXXXXXXXXX	XXXXXXXXXXXXXX	XXXXXXXXXXXXXX	XXXXXXXXXXXXXX	XXXXXXXXXXXXXX	XXXXXXXXXXXXXX	XXXXXXXXXXXXXX
Down Payments on Improvements	55-510						
Capital Improvement Fund	55-511			XXXXXXXXXXXXXX			
Capital Outlay	55-512						
Debt Service:	XX	XX	XX	XX	XX	XX	XXXXXXXXXXXXXX
Payment of Bond Principal	55-520	40,000.00	40,000.00		40,000.00	40,000.00	XXXXXXXXXXXXXX
Payment of Bond Anticipation Notes and Capital Notes	55-521	108,000.00	111,000.00		111,000.00	66,000.00	XXXXXXXXXXXXXX
Interest on Bonds	55-522	22,500.00	22,758.00		22,758.00	22,758.00	XXXXXXXXXXXXXX
Interest on Notes	55-523	30,500.00	22,600.00		22,600.00	22,565.95	XXXXXXXXXXXXXX

DEDICATED SEWER UTILITY BUDGET

11. DEDICATED REVENUES FROM SEWER UTILITY	FCOA	Anticipated		Realized in Cash in 2017
		2018	2017	
Operating Surplus Anticipated	08-501	455,784.00	668,429.00	668,429.00
Operating Surplus Anticipated with Prior Written Consent of Director of Local Government Services	08-502			
Total Operating Surplus Anticipated	08-500	455,784.00	668,429.00	668,429.00
Rents	08-503	4,995,000.00	4,900,000.00	4,995,766.22
Miscellaneous	08-504	10,000.00	10,000.00	57,966.90
Interest on Investments	08-505	15,000.00	14,000.00	15,812.49
Special Items of General Revenue Anticipated with Prior Written Consent of Director of Local Government Services		XX		XXXXXXXXXXXX
Sewer Capital Fund Balance	08-506			
Additional Rents	08-503			
Deficit (General Budget)	08-549			
Total Sewer Utility Revenues	08-599	5,475,784.00	5,592,429.00	5,737,974.61

Use a separate set of sheets for
each separate Utility.

DEDICATED SEWER UTILITY BUDGET - (continued)

11. APPROPRIATIONS FOR SEWER UTILITY	FCOA	Appropriated				Expended 2017	
		for 2018	for 2017	for 2017 By Emergency Appropriation	Total for 2017 As Modified By All Transfers	Paid or Charged	Reserved
Operating:	XXXXXXXXXX	XXXXXXXXXXXXXX	XXXXXXXXXXXXXX	XXXXXXXXXXXXXX	XXXXXXXXXXXXXX	XXXXXXXXXXXXXX	XXXXXXXXXXXXXX
Salaries & Wages	55-501	375,000.00	365,000.00		365,000.00	316,237.72	48,762.28
Other Expenses	55-502	890,000.00	890,000.00		994,999.00	345,178.86	649,820.14
Financial Administration:							
Other Expenses	55-503	7,600.00	5,600.00		5,600.00	5,600.00	
Regional Sewerage Authority Share of Cost	55-504	3,621,684.00	3,625,229.00		3,525,230.00	3,406,589.00	118,641.00
Capital Improvements:	XX	XX	XX	XX	XX	XXXXXXXXXXXXXXXXXXXX	XXXXXXXXXXXXXX
Down Payments on Improvements	55-510						
Capital Improvement Fund	55-511			XXXXXXXXXXXXXX			
Capital Outlay	55-512						
Debt Service:	XX	XX	XX	XX	XX	XXXXXXXXXXXXXXXXXXXX	XXXXXXXXXXXXXX
Payment of Bond Principal	55-520	88,000.00	90,000.00		90,000.00	90,000.00	XXXXXXXXXXXXXX
Payment of Bond Anticipation Notes and Capital Notes	55-521	94,000.00	225,000.00		225,000.00	25,000.00	XXXXXXXXXXXXXX
Interest on Bonds	55-522	6,000.00	8,100.00		8,100.00	8,038.71	XXXXXXXXXXXXXX
Interest on Notes	55-523	18,000.00	13,000.00		13,000.00	13,000.00	XXXXXXXXXXXXXX
							XXXXXXXXXXXXXX

DEDICATED SWIMMING POOL UTILITY BUDGET - (continued)

12. APPROPRIATIONS FOR SWIMMING POOL UTILITY	FCOA	Appropriated				Expended 2017	
		for 2018	for 2017	for 2017 By Emergency Appropriation	Total for 2017 As Modified By All Transfers	Paid or Charged	Reserved
Operating:	XXXXXXXXXX	XXXXXXXXXXXXXX	XXXXXXXXXXXXXX	XXXXXXXXXXXXXX	XXXXXXXXXXXXXX	XXXXXXXXXXXXXX	XXXXXXXXXXXXXX
Salaries & Wages	55-501	90,000.00	90,000.00		90,000.00	72,267.28	17,732.72
Other Expenses	55-502	56,000.00	56,000.00		64,000.00	35,526.83	28,473.17
Financial Administration:							
Other Expenses	55-503	4,750.00	3,400.00		3,400.00	3,400.00	
Capital Improvements:	XX	XX	XX	XX	XX	XX	XXXXXXXXXXXXXX
Down Payments on Improvements	55-510						
Capital Improvement Fund	55-511			XXXXXXXXXXXXXX			
Capital Outlay	55-512						
Debt Service:	XX	XX	XX	XX	XX	XX	XXXXXXXXXXXXXX
Payment of Bond Principal	55-520	27,000.00	30,000.00		30,000.00	30,000.00	XXXXXXXXXXXXXX
Payment of Bond Anticipation Notes and Capital Notes	55-521						XXXXXXXXXXXXXX
Interest on Bonds	55-522	1,000.00	1,600.00		1,600.00	1,500.92	XXXXXXXXXXXXXX
Interest on Notes	55-523	2,000.00	2,130.00		2,130.00	1,038.88	XXXXXXXXXXXXXX
							XXXXXXXXXXXXXX

DEDICATED SWIMMING POOL UTILITY BUDGET - (continued)

12. APPROPRIATIONS FOR SWIMMING POOL UTILITY	FCOA	Appropriated				Expended 2017	
		for 2018	for 2017	for 2017 By Emergency Appropriation	Total for 2017 As Modified By All Transfers	Paid or Charged	Reserved
Deferred Charges and Statutory Expenditures:	XXXXXXXXXX	XXXXXXXXXXXXXX	XXXXXXXXXXXXXX	XXXXXXXXXXXXXX	XXXXXXXXXXXXXX	XXXXXXXXXXXXXX	XXXXXXXXXXXXXX
DEFERRED CHARGES:	XXXXXXXXXX	XXXXXXXXXXXXXX	XXXXXXXXXXXXXX	XXXXXXXXXXXXXX	XXXXXXXXXXXXXX	XXXXXXXXXXXXXX	XXXXXXXXXXXXXX
Emergency Authorizations	55-530			XXXXXXXXXXXXXX			XXXXXXXXXXXXXX
				XXXXXXXXXXXXXX			XXXXXXXXXXXXXX
				XXXXXXXXXXXXXX			XXXXXXXXXXXXXX
				XXXXXXXXXXXXXX			XXXXXXXXXXXXXX
				XXXXXXXXXXXXXX			XXXXXXXXXXXXXX
STATUTORY EXPENDITURES:	XX	XX	XX	XX	XX	XX	XXXXXXXXXXXXXX
Contribution to:							
Public Employees' Retirement System	55-540						
Social Security System (O.A.S.I.)	55-541	7,500.00	7,500.00				
Unemployment Compensation Insurance (N.J.S.A. 43:21-3 et. seq.)	55-542	500.00	500.00				
Judgments	55-531						
Deficit in Operations in Prior Years	55-532			XXXXXXXXXXXXXX			XXXXXXXXXXXXXX
Surplus (General Budget)	55-545			XXXXXXXXXXXXXX			XXXXXXXXXXXXXX
Total Swimming Pool Utility Appropriations	55-599	188,750.00	191,130.00		191,130.00	143,733.91	46,205.89

DEDICATED ASSESSMENT BUDGET

14. DEDICATED REVENUES FROM	FCOA	Anticipated		Realized in Cash in 2017
		2018	2017	
Assessment Cash	51-101			
Deficit (General Budget)	51-885			
Total Assessment Revenues	51-899			
15. APPROPRIATIONS FOR ASSESSMENT DEBT		Appropriated		Expended 2017 Paid or Charged
		2018	2017	
Payment of Bond Principal	51-920			
Payment of Bond Anticipation Notes	51-925			
Total Assessment Appropriations	51-999			

DEDICATED WATER UTILITY ASSESSMENT BUDGET

14. DEDICATED REVENUES FROM	FCOA	Anticipated		Realized in Cash in 2017
		2018	2017	
Assessment Cash	52-101			
Deficit Water Utility Budget	52-885			
Total Water Utility Assessment Revenues	52-899			
15. APPROPRIATIONS FOR ASSESSMENT DEBT		Appropriated		Expended 2017 Paid or Charged
		2018	2017	
Payment of Bond Principal	52-920			
Payment of Bond Anticipation Notes	52-925			
Total Water Utility Assessment Appropriations	52-999			

DEDICATED ASSESSMENT BUDGET

UTILITY

14. DEDICATED REVENUES FROM	FCOA	Anticipated		Realized in Cash in 2017
		2018	2017	
Assessment Cash	53-101			
Deficit (_____ Utility Budget)	53-885			
Total _____ Utility Assessment Revenues	53-899			
15. APPROPRIATIONS FOR ASSESSMENT DEBT		Appropriated		Expended 2017 Paid or Charged
		2018	2017	
Payment of Bond Principal	53-920			
Payment of Bond Anticipation Notes	53-925			
Total _____ Utility Assessment Appropriations	53-999			

Dedication by Rider - (N.J.S. 40A:4-39) "The dedicated revenues anticipated during the year 2018 from Animal Control, State or Federal Aid for Maintenance of Libraries, Bequest, Escheat; Construction Code Fees Due Hackensack Meadowlands Development Commission; Outside Employment of Off-Duty Municipal Police Officers; Unemployment Compensation Insurance; Reimbursement of Sale of Gasoline to State Automobiles; State Training Fees - Uniform Construction Code Act; Municipal Alliance on Alcoholism and Drug Abuse - Program Income; Board of Recreation Commission; Housing and Community Development Block Grant; Parking Offense Adjudication Account; Uniform Fire Safety Penalty Fees; Open Space Trust Fund; Recycling Program; Municipal Alliance on Alcohol and Drug Abuse; 3rd Party Uniform Construction Code Enforcement Fees; Police K-9 Donations; Disposal of Forfeited Property; Municipal Public Defender; Developers Fees - Housing Trust Funds; Developer's Escrow Fund; Storm Recovery Trust Fund;

are hereby anticipated as revenue and are hereby appropriated for the purposes to which said revenue is dedicated by statute or other legal requirement."

(Insert additional, appropriate titles in space above when applicable, if resolution for rider has been approved by the Director.)

APPENDIX TO BUDGET STATEMENT

COMPARATIVE STATEMENT OF CURRENT FUND OPERATIONS AND CHANGE IN

CURRENT FUND BALANCE SHEET - DECEMBER 31, 2017

ASSETS		
Cash and Investments	1110100	14,671,963.06
Due from State of N.J. (C. 20, P.L. 1961)	1111000	6,135.85
Federal and State Grants Receivable	1110200	1,439,593.40
Receivables with Offsetting Reserves:	XXXXXXXXXXXXXXXXXXXX	
Taxes Receivable	1110300	490,073.44
Tax Title Liens Receivable	1110400	1,438,960.76
Property Acquired by Tax Title Lien Liquidation	1110500	4,810,800.00
Other Receivables	1110600	755,987.99
Deferred Charges Required to be in 2018 Budget	1110700	
Deferred Charges Required to be in Budgets Subsequent to 2018	1110800	
Total Assets	1110900	23,613,514.50

LIABILITIES, RESERVES AND SURPLUS

*Cash Liabilities	2110100	9,212,601.75
Reserves for Receivables	2110200	7,002,481.90
Surplus	2110300	7,398,430.85
Total Liabilities, Reserves and Surplus		23,613,514.50

School Tax Levy Unpaid	2220100	13,547,416.94
Less: School Tax Deferred	2220200	13,474,520.98
*Balance Included in Above "Cash Liabilities"	2220300	72,895.96

CURRENT SURPLUS

		YEAR 2017	YEAR 2016
Surplus Balance, January 1st	2310100	4,837,039.49	3,527,086.45
CURRENT REVENUE ON A CASH BASIS:			
Current Taxes			
*(Percentage collected: 2017 99.00%; 2016 98.41%)	2310200	56,023,228.31	56,270,029.66
Delinquent Taxes	2310300	827,693.49	488,815.46
Other Revenues and Additions to Income	2310400	7,274,069.53	6,909,175.21
Total Funds	2310500	68,962,030.82	67,195,106.78
EXPENDITURES AND TAX REQUIREMENTS:			
Municipal Appropriations	2310600	19,290,575.02	19,550,850.74
School Taxes (Including Local and Regional)	2310700	26,949,042.00	26,789,228.00
County Taxes (Including Added Tax Amounts)	2310800	15,014,998.33	15,489,277.17
Special District Taxes	2310900		
Other Expenditures and Deductions from Income	2311000	308,984.62	528,711.38
Total Expenditures and Tax Requirements	2311100	61,563,599.97	62,358,067.29
Less: Expenditures to be Raised by Future Taxes	2311200		
Total Adjusted Expenditures and Tax Requirements	2311300	61,563,599.97	62,358,067.29
Surplus Balance - December 31st	2311400	7,398,430.85	4,837,039.49

*Nearest even percentage may be used.

Proposed Use of Current Fund Surplus in Budget

Surplus Balance December 31, 2017	2311500	7,398,430.85
Current Surplus Anticipated in 2018 Budget	2311600	3,000,000.00
Surplus Balance Remaining	2311700	4,398,430.85

(Important: This appendix must be included in advertisement of budget.)

CAPITAL BUDGET AND CAPITAL IMPROVEMENT PROGRAM

This section is included with the Annual Budget pursuant to N.J.A.C. 5:30-4. It does not in itself confer any authorization to raise or expend funds. Rather it is a document used as part of the local unit's planning and management program. Specific authorization to expend funds for purposes described in this section must be granted elsewhere, by a separate bond ordinance, by inclusion of a line item in the Capital Improvement Section of this budget, by an ordinance taking the money from the Capital Improvement Fund, or other lawful means.

CAPITAL BUDGET

- A plan for all capital expenditures for the current fiscal year.

If no Capital Budget is included, check the reason why:

Total Capital expenditures this year do not exceed \$25,000, including appropriations for Capital Improvement Fund, Capital Line Items and Down Payments on Improvements.

No bond ordinances are planned this year.

CAPITAL IMPROVEMENT PROGRAM

- A multi-year list of planned capital projects, including the current year.

Check appropriate box for number of years covered, including current year:

3 years. (Population under 10,000)

6 years. (Over 10,000 and all county governments)

1 year. (Exceeding minimum time period)

Check if municipality is under 10,000, has not expended more than \$25,000 annually for capital purposes in immediately previous three years, and is not adopting CIP.

NARRATIVE FOR CAPITAL IMPROVEMENT PROGRAM

The Capital Improvement Program for the Township of Fairfield for the Year 2018 is presented herein. Should additional projects be contemplated, the Capital Budget will be revised accordingly.

The Mayor and Council of the
Township of Fairfield

CAPITAL BUDGET (Current Year Action)
2018

Local Unit Township of Fairfield

1 PROJECT TITLE	2 PROJECT NUMBER	3 ESTIMATED TOTAL COST	4 AMOUNTS RESERVED IN PRIOR YEARS	PLANNED FUNDING SOURCES FOR CURRENT YEAR - 2018					6 TO BE FUNDED IN FUTURE YEARS
				5a 2018 BUDGET APPROPRIATIONS	5b CAPITAL IMPROVEMENT FUND	5c CAPITAL SURPLUS	5d GRANTS IN AID AND OTHER FUNDS	5e DEBT AUTHORIZED	
Various Capital Improvements	1	4,000,000			200,000				3,800,000
TOTALS - ALL PROJECTS		4,000,000			200,000				3,800,000

1 YEAR CAPITAL PROGRAM - 2018
 ANTICIPATED PROJECT SCHEDULE AND FUNDING REQUIREMENTS

Local Unit Township of Fairfield

1 PROJECT TITLE	2 PROJECT NUMBER	3 ESTIMATED TOTAL COST	4 ESTIMATED COMPLETION TIME	FUNDING AMOUNTS PER BUDGET YEAR					
				5a 2018	5b 2019	5c 2020	5d 2021	5e 2022	5f 2023
Various Capital Improvements	1	4,000,000		4,000,000					
TOTALS - ALL PROJECTS		4,000,000		4,000,000					

1 YEAR CAPITAL PROGRAM - 2018
SUMMARY OF ANTICIPATED FUNDING SOURCES AND AMOUNTS

Local Unit Township of Fairfield

1 PROJECT TITLE	2 ESTIMATED TOTAL COST	BUDGET APPROPRIATIONS		4 CAPITAL IMPROVE- MENT FUND	5 CAPITAL SURPLUS	6 GRANTS-IN- AID AND OTHER FUNDS	BONDS AND NOTES				
		3a CURRENT YEAR 2018	3b FUTURE YEARS				7a GENERAL	7b SELF LIQUIDATING	7c ASSESSMENT	7d SCHOOL	
Various Capital Improvements	4,000,000			200,000			3,800,000				
PAGE TOTALS	4,000,000			200,000			3,800,000				C-65

COUNTY/MUNICIPAL OPEN SPACE, RECREATION, FARMLAND AND HISTORIC PRESERVATION TRUST FUND

DEDICATED REVENUES FROM TRUST FUND	FCOA	Anticipated		Realized in Cash in 2017
		2018	2017	
Amount to be Raised by Taxation	54-190	258,375.00	257,615.00	258,460.56
Interest Income	54-113			
Reserve Funds:				
Municipal Open Space		1,000,000.00		
Total Trust Fund Revenues	54-299	1,258,375.00	257,615.00	258,460.56

APPROPRIATIONS	FCOA	Appropriated		Expended 2017	
		for 2018	for 2017	Paid or Charged	Reserved
Development of Lands for Recreation and Conservation:		xxxxxxxxxxxxxxxx	xxxxxxxxxxxxxxxx	xxxxxxxxxxxxxxxx	xxxxxxxxxxxxxxxx
Salaries & Wages	54-385-1				
Other Expenses	54-385-2				
Maintenance of Lands for Recreation and Conservation:		xxxxxxxxxxxxxxxx	xxxxxxxxxxxxxxxx	xxxxxxxxxxxxxxxx	xxxxxxxxxxxxxxxx
Salaries & Wages	54-375-1				
Other Expenses	54-375-2				
Historic Preservation:		xxxxxxxxxxxxxxxx	xxxxxxxxxxxxxxxx	xxxxxxxxxxxxxxxx	xxxxxxxxxxxxxxxx
Salaries & Wages	54-176-1				
Other Expenses	54-176-2				
Improvement to Recreation Facilities		1,000,000.00			
Acquisition of Lands for Recreation and Conservation	54-915-2				
Acquisition of Farmland	54-916-2				
Down Payments on Improvements	54-902-2				
Debt Service:		xxxxxxxxxxxxxxxx	xxxxxxxxxxxxxxxx	xxxxxxxxxxxxxxxx	xxxxxxxxxxxxxxxx
Payment of Bond Principal	54-920-2				xxxxxxxxxxxxxxxx
Payment of Bond Anticipation Notes and Capital Notes	54-925-2	75,000.00			xxxxxxxxxxxxxxxx
Interest on Bonds	54-930-2				xxxxxxxxxxxxxxxx
Interest on Notes	54-935-2	128,250.00			xxxxxxxxxxxxxxxx
Reserve for Future Use	54-950-2	55,125.00	257,615.00	257,615.00	
Total Trust Fund Appropriations	54-499	1,258,375.00	257,615.00	257,615.00	

SUMMARY OF PROGRAM	
Year Referendum Passed/Implemented:	2001 (Date)
Rate Assessed:	\$ 0.01
Total Tax Collected to Date:	\$ 1,787,975.50
Total Expended to Date:	\$ 811,935.83
Total Acreage Preserved to Date:	-
	(Acres)
Recreation Land Preserved in 2018:	-
	(Acres)
Farmland Preserved in 2018:	-
	(Acres)

Annual List of Change Orders Approved
Pursuant to N.J.A.C. 5:30-11

Contracting Unit: Township of Fairfield

Year Ending: December 31, 2017

The following is a complete list of all change orders which caused the originally awarded contract price to be exceeded by more than 20 percent. For regulatory details please consult N.J.A.C. 5:30-11.1 et. seq. Please identify each change order by name of the project.

1.

2.

3.

4.

For each change order listed above, submit with introduced budget a copy of the governing body resolution authorizing the change order and an Affidavit of Publication for the newspaper notice required by N.J.A.C. 5:30-11.9(d). (Affidavit must include a copy of the newspaper notice.)

If you have not had a change order exceeding the 20 percent threshold for the year indicated above, please check here and certify below.

May 29, 2018

Date

Denise al Cajme
Clerk of the Governing Body